


ARIZONA-SONORA
DESERT MUSEUM
ART INSTITUTE

2017 SUMMER & FALL ADULT ART CLASS SCHEDULE



23 NEW CLASSES!

CONTACT INFORMATION:

Art Institute classrooms are located in the
Baldwin Education Building

2021 N. Kinney Road
Tucson, AZ 85743

WEBSITE:

desertmuseum.org/arts

EMAIL:

arts@desertmuseum.org

PHONE:

520-883-3024

Desert Museum Membership

Information: 520-883-3055

Priscilla Baldwin, Art Institute Founder
Craig Ivanyi, Executive Director

2016-2017 BOARD OF TRUSTEES

Paul L. Baker

Erik Bakken, *Chair*

Michael C. Baldwin

Craig Barker

Kevin E. Bonine, PhD, *Vice Chair*

Shane Burgess, DVM/PhD

Ray Carroll

John D. Doerr, DDS

Lynn Ericksen

J. Felipe Garcia

James Hensley

Russell L. Jones

José Lever

William H. Lomicka, *Immediate Past Chair*

Lisa Lovallo

Shannan Marty

Robin B. Randall

Nannon Roosa, *Treasurer*

Alyce Sadongei

Peter W. Salter

John P. Schaefer, PhD

Joan Scott

Peter Wand

Chandler Warden

Mary Beth Barone, *Docent Representative*



WE'RE EXPANDING!

More Art Classrooms
Opening 2018



ART EXHIBITION SCHEDULE

Art Insitute Annual

April 22 – May 28

105 Artists. 4 Certificate Graduates.
IRONWOOD GALLERY



M. MaCullen



V. Edwards



W. Eichler



S. Czachor



Katrina Jin

JUNIOR DUCK STAMP COMPETITION

Arizona Students K12
2017 Winners

April 22 - May 21

BALDWIN EDUCATION BUILDING GALLERY

POLE TO POLE Connecting Ocean Life

A photographic exploration of diversity by Michael S. Nolan

JUNE 10 – AUGUST 20

BALDWIN EDUCATION BUILDING GALLERY



EXHIBITS ON THIS PAGE ARE ALL FREE WITH MUSEUM MEMBERSHIP

Cory Trépanier's INTO THE ARCTIC

A David J. Wagner L.L.C. Traveling Exhibition

JUNE 10 – AUGUST 20
IRONWOOD GALLERY

Over fifty powerful paintings of some of the most remote and wild corners of the Canadian Arctic.



Puma: Past and Present

*A Natural History of the American Mountain Lion
at the Arizona-Sonora Desert Museum*

September 16 - December 25
Ironwood Gallery

CALL FOR ENTRIES: desertmuseum.org/arts

COLORS OF CABO PULMO

January 20 – April 8, 2018

IRONWOOD GALLERY

ASDM exclusive exhibition will feature new works by
Andrew Denman, Rachel Ivanyi, David Kitler, Martha Thompson





"The setting is great and there is obviously a connection with art and nature."



"Great experience. What better environment to study and practice photography?"



"I think the staff has done a great job to make classes accessible."



The mission of the Arizona-Sonora Desert Museum is to inspire people to live in harmony with the natural world by fostering love, appreciation and understanding of the Sonoran Desert.

The Art Institute at the Arizona-Sonora Desert Museum promotes conservation of the Sonoran Desert region through art classes, art exhibits and stewardship of the Museum art collection for the area residents and visitors from around the globe.

Welcome to the Art Institute at the Arizona-Sonora Desert Museum. We offer you quality education in an unparalleled setting. You are certain to enjoy the classes detailed within these pages and the opportunity to develop or hone your artistic skills while you enhance your connection to the desert and its inhabitants.

ARIZONA-SONORA DESERT MUSEUM

ART INSTITUTE

Conservation Through Art Education

LOOKING FOR WAYS TO GET INVOLVED?

Become a volunteer with the Art Institute at the Arizona-Sonora Desert Museum. We're currently in search of volunteers for the Ironwood Gallery who love art and enjoy talking with interested visitors. It's a fun way to share your love of art and the desert while connecting with guests. To learn more about becoming a volunteer with the gallery, contact:

ALLISON MILLER
520-883-3071 // amiller@desertmuseum.org

TABLE OF CONTENTS

Summer/Fall Schedule.....7-11

Summer/Fall Class Descriptions12-27

Fall Instructors 28

Certificate Program 29

Art Institute Registration & Policies 30

ART INSTITUTE STAFF

Holly Swangstu, *Art Institute Director*
520-883-3082
hswangstu@desertmuseum.org

Deanna Roach, *Enrollment Coordinator*
520-883-3024
droach@desertmuseum.org

Sarah Osborne, *Administrative Assistant*
520-883-1380 ext. 346
sosborne@desertmuseum.org

Iliana Madrid, *Art Institute Receptionist*
520-883-3024
Imadrid@desertmuseum.org

SUMMER/FALL 2017 SCHEDULE

Listed in chronological order by start date

 CERTIFICATE

 VISITING ARTIST

 PHOTOGRAPHY

 WEEKEND

 NEW

SUMMER SESSION I (MAY 16 – JUNE 25)

SUMMER SESSION I

ON THE GO WITH WATER-SOLUBLE PENCILS - Certificate Elective

Instructor: Janie Gildow

Dates: Tuesdays | 9 - noon | May 16, 23, 30

Page 12

SMALL-SCALE SKETCHING FOR BEGINNERS - Certificate Elective

Instructor: Janie Gildow

Dates: Wednesdays | 9 - noon | May 17, 24, 31

Page 12

PENCIL I 

Instructor: Rick Wheeler

Dates: Thursdays | 9 - noon | May 18, 25, June 1, 8, 15

Page 12

ACRYLIC STILL LIFE  - Certificate Elective

Instructor: Rick Wheeler

Dates: Thursdays | 1 - 4pm | May 18, 25, June 1, 8, 15

Page 12

WATERCOLORS: WET N' WILD  - Certificate Elective

Instructor: Susan Morris

Dates: Friday & Saturday | 9 - 3pm | May 19 & 20

Page 12

SONORAN PHOTO ADVENTURE 

Instructor: Jay Pierstorff

Dates: Fri & Sat | 8 - 1:30pm | May 26 & 27

Page 13

CREATIVE SILK PAINTING IN THE DESERT 

Instructor: Holly Swangstu

Dates: Sat & Sun | 9 - 3pm | June 3 & 4

Page 13

CONSIDERING CACTI: JUST FOR YOU!    - Certificate Elective

Instructor: Sharon Schafer

Dates: Sat & Sun | 9 - 3pm | June 10 & 11

Page 13

MIXED MEDIA ANIMAL ILLUSTRATION BOOTCAMP  - Certificate Elective

Instructor: Rick Wheeler

Dates: Fri, Sat & Sun | 10 - 4pm | June 23, 24 & 25

Page 13

SUMMER SESSION II (AUGUST 1 – SEPTEMBER 16)

SUMMER SESSION II

TASTE OF PEN & INK  - Certificate Elective

Instructor: Janie Gildow

Dates: Tuesdays | 9 - noon | Aug 1, 8, 15

Page 14

COLOR - INSIDE THE LINES!  - Certificate Elective

Instructor: Janie Gildow

Dates: Tuesdays | 1 - 4pm | Aug 1, 8, 15

Page 14

SCRATCHBOARD FOR THE ULTIMATE BEGINNER  - Certificate Elective

Instructor: Janie Gildow

Dates: Wednesdays | 9 - noon | Aug 2, 9, 16

Page 14

DRAWING THE DESERT ON STONE TILE WITH COLORED PENCIL - Certificate Elective

Instructor: Janie Gildow

Dates: Wednesdays | 1 - 4pm | Aug 2, 9, 16

Page 14

INTRO TO ADOBE LIGHTROOM 6/CC  

Instructor: Jay Pierstorff

Dates: Saturday | 10 - 4pm | Aug 5

Page 14

SONORAN PHOTO ADVENTURE  

Instructor: Jay Pierstorff

Dates: Fri & Sat | 8 - 1:30pm | Aug 11 & 12

Page 15

BEAUTIFUL BUGS ART EXPLORATION 🌻 - <i>Certificate Elective</i>		
Instructor: Rachel Ivanyi	Dates: Thursdays 9 - noon Aug 17, 24, 31	Page 15
MIXED MEDIA COLLAGE: INTERPRETING THE DESERT 🗓️ - <i>Certificate Elective</i>		
Instructor: Catherine Nash	Dates: Sat & Sun 10 - 4pm Aug 19 & 20	Page 15
PHOTOSHOP ELEMENTS 14 QUICKSTART 📷 🗓️		
Instructor: Robert Renfrow	Dates: Sunday 10 - 4pm Aug 20	Page 15
MAKING MEMORIES: TRAVEL SIZE SKETCHING - <i>Certificate Elective</i>		
Instructor: Catherine Nash	Dates: Wednesday 9 - 3pm Aug 23	Page 16
SAVING YOUR WATERCOLOR FROM THE RECYCLE BIN - <i>Certificate Elective</i>		
Instructor: Susan Morris	Dates: Friday & Saturday 9 - 3pm Sept 15 & 16	Page 16

FALL SESSION I (OCTOBER 2 - NOVEMBER 5)

COLORED PENCIL & WATERCOLOR: THE NEXT STEP 🌻 - <i>Certificate Elective</i>		
Instructor: Janie Gildow	Dates: Mondays 9 - noon Oct 2, 9, 16, 23, 30	Page 16
COLORED PENCIL I 🏠		
Instructor: Janie Gildow	Dates: Mondays 1 - 4pm Oct 2, 9, 16, 23, 30	Page 16
WATERCOLOR I: START WITH A SPLASH 🏠		
Instructor: Rachel Ivanyi	Dates: Tuesdays 9 - noon Oct 3, 10, 17, 24, 31	Page 16
ANIMAL SKETCHING -A MUST FOR NATURE ARTISTS - <i>Certificate Elective</i>		
Instructor: Catherine Nash	Dates: Tuesdays 9 - noon Oct 3, 10, 17, 24, 31	Page 17
DESIGNING FOR SUCCESS 🏠 - <i>Fulfills the Composition Certificate Requirement</i>		
Instructor: Susan Morris	Dates: Tuesdays 1 - 4pm Oct 3, 10, 17, 24, 31	Page 17
PENCIL I 🏠		
Instructor: Catherine Nash	Dates: Wednesdays 9 - noon Oct 4, 11, 18, 25, Nov 1	Page 17
INTRO TO PHOTOSHOP ELEMENTS 15: TODAY'S DIGITAL DARKROOM 📷		
Instructor: Robert Renfrow	Dates: Wednesdays 9 - noon Oct 4, 11, 18, 25, Nov 1	Page 17
RIPPLES & REFLECTIONS: DRAW WATER WITH COLORED PENCIL 🌻 - <i>Certificate Elective</i>		
Instructor: Janie Gildow	Dates: Wednesdays 1 - 4pm Oct 4, 11, 18, 25, Nov 1	Page 17
BIG BUGS & BUTTERFLIES IN PEN & INK AND WATERCOLOR - <i>Certificate Elective</i>		
Instructor: Susan Morris	Dates: Thursdays 9 - noon Oct 5, 12, 19, 26, Nov 2	Page 18
NATURE JOURNALING: GETTING CONNECTED 🌻 - <i>Certificate Elective</i>		
Instructor: Susan Morris	Dates: Thursdays - 4pm Oct 5, 12, 19, 26, Nov 2	Page 18
SONORAN DESERT BIRDS - <i>Certificate Elective</i>		
Instructor: Linda Feltner	Dates: Fri, Sat & Sun 9 - 3pm Oct 13, 14 & 15	Page 18
ZENTANGLE ON DESERT GOURDS 🌻 🗓️ - <i>Certificate Elective</i>		
Instructor: Gale Sherman	Dates: Sat & Sun 9 - 3pm Oct 14 & 15	Page 18
ADVANCED TECHNIQUES IN SCRATCHBOARD - <i>Certificate Elective</i>		
Instructor: Cathy Sheeter	Dates: Fri., Sat. & Sun. 10 - 4pm Oct 20, 21 & 22	Page 18
BEHIND THE SCENES PHOTOWALK 📷		
Instructor: Jay Pierstorff	Dates: Fri 10 - 4pm, Sat 7:30 - 11:30am Oct 20 & 21	Page 19

EXPRESSIVE ENCOUNTERS IN THE DESERT: VISUAL JOURNALING IN NATURE 📅 - <i>Certificate Elective</i>	Instructor: Catherine Nash	Dates: Sat & Sun 10 - 4pm Oct. 21 & 22	Page 19
POINT & SHOOT CAMERA BASICS 📷 📅	Instructor: Robert Renfrow	Dates: Sunday 10 - 4pm Oct 22	Page 19
TEXTURE OF REALISM 🌟 ☆ - <i>Certificate Elective</i>	Instructor: Guy Combes	Dates: Fri, Sat & Sun 9- 3pm Oct 27, 28 & 29	Page 19
THE IMPASTO APPROACH WITH ANDREW DENMAN 🌟 ☆ - <i>Certificate Elective</i>	Instructor: Andrew Denman	Dates: Fri, Sat & Sun 9- 3pm Oct 27, 28 & 29	Page 19
COMMANDING CAMERA COMPOSITION 📷	Instructor: Robert Renfrow	Dates: Friday 10 - 4pm Oct 27	Page 20
INTRO TO ADOBE LIGHTROOM 6/CC 📷 📅	Instructor: Jay Pierstorff	Dates: Sunday 10 - 4pm Oct 29	Page 20
COLOR MIXING: DESERT GREENS IN WATERCOLOR 🌟 - <i>Certificate Elective</i>	Instructor: Catherine Nash	Dates: Friday 10 - 4pm Nov 3	Page 20
INTERCHANGEABLE LENS CAMERA QUICKSTART 📷	Instructor: Robert Renfrow	Dates: Friday 10 - 4pm Nov 3	Page 20
BEHIND THE SCENES PHOTOWALK 📷 📅	Instructor: Jay Pierstorff	Dates: Sat 10 - 4pm, Sun 7:30 - 11:30am Nov 4 & 5	Page 20
EASY PRINTMAKING: HOLIDAY TIME! 📅 - <i>Certificate Elective</i>	Instructor: Janie Gildow	Dates: Sat & Sun 9 - 3pm Nov 4 & 5	Page 21
EXPLORING THE DESERT WITH FIELD SKETCHING 🌟 📅 - <i>Certificate Elective</i>	Instructor: Rick Wheeler	Dates: Sunday 10 - 4pm Nov 5	Page 8

FALL SESSION II (NOVEMBER 6 - DECEMBER 17)

PEN & INK: STROKES 🎓 - <i>Fulfills Pen & Ink I Certificate Requirement</i>	Instructor: Janie Gildow	Dates: Mondays 9 - noon Nov 6, 13, 27, Dec 4, 11 *This class skips Nov 20	Page 21
BEGINNING ACRYLIC 🌟 - <i>Certificate Elective</i>	Instructor: Rick Wheeler	Dates: Mondays 9 - noon Nov 6, 13, 27, Dec 4, 11 *This class skips Nov 20	Page 21
PEN & INK II: THE DESERT LANDSCAPE - <i>Certificate Elective</i>	Instructor: Rick Wheeler	Dates: Mondays 1 - 4pm Nov 6, 13, 27, Dec 4, 11 *This class skips Nov 20	Page 21
COLOR MIXING FOR ARTISTS 🎓	Instructor: Susan Morris	Dates: Tuesdays 9 - noon Nov 7, 14, 28, Dec 5, 12 *This class skips Nov 21	Page 22
COMPOSITION—PURE AND SIMPLE 🎓	Instructor: Janie Gildow	Dates: Tuesdays 9 - noon Nov 7, 14, 28, Dec 5, 12 *This class skips Nov 21	Page 22
FROM PHOTO TO PAINTING - <i>Certificate Elective</i>	Instructor: Susan Morris	Dates: Tuesdays 1 - 4pm Nov 7, 14, 28, Dec 5, 12 *This class skips Nov 21	Page 22

COLORED PENCIL II 🏠**Instructor:** Janie Gildow**Dates:** Tuesdays | 1 – 4pm | Nov 7, 14, 28, Dec 5, 12

*This class skips Nov 21

Page 22

CREATE A WEBSITE: START TO FINISH**Instructor:** Jay Pierstorff**Dates:** Wednesdays | 9 – noon | Nov 8, 15, 29, Dec 6, 13

*This class skips Nov 22

Page 22

PENCIL II 🏠**Instructor:** Catherine Nash**Dates:** Wednesdays | 9 – noon | Nov 8, 15, 29, Dec 6, 13

*This class skips Nov 22

Page 23

UNKNOWN & UNEXPECTED: ADVENTURES IN ABSTRACT PAINTING 🌟 – *Certificate Elective***Instructor:** Rick Wheeler**Dates:** Wednesdays | 1 – 4pm | Nov 8, 15, 29, Dec 6, 13

*This class skips Nov 22

Page 23

SCRATCHBOARD BASICS: TEXTURE AND VALUE 🌟 🏠 – *Fulfills Scratchboard Certificate Requirement***Instructor:** Janie Gildow**Dates:** Wednesdays | 1 – 4pm | Nov 8, 15, 29, Dec 6, 13

*This class skips Nov 22

Page 23

WATERCOLOR II: COMBINING DETAILS WITH DRAMATIC WASHES 🌟 🏠**Instructor:** Rachel Ivanyi**Dates:** Thursdays | 9 – noon | Nov 9, 16, 30, Dec 7, 14

*This class skips Nov 23

Page 23

BACKING IT UP: BACKGROUND BASICS – *Certificate Elective***Instructor:** Susan Morris**Dates:** Thursdays | 9 – noon | Nov 9, 16, 30, Dec 7, 14

*This class skips Nov 23

Page 23

MIXED MEDIA PAINTING IN THE DESERT – *Certificate Elective***Instructor:** Catherine Nash**Dates:** Thursdays | 1 – 4pm | Nov 9, 16, 30, Dec 7, 14

*This class skips Nov 23

Page 24

INTRO TO NATURE PHOTOGRAPHY: THE BASICS 📷**Instructor:** Robert Renfrow**Dates:** Thursdays | 1 – 4pm | Nov 9, 16, 30, Dec 7, 14

*This class skips Nov 23

Page 24

OIL PAINTING FOR THE ULTIMATE BEGINNER ☆ – *Certificate Elective***Instructor:** Ada Koch**Dates:** Fri, Sat & Sun | 9 – 3pm | Nov 10, 11 & 12**Page 24**

THE ANSEL ADAMS LOOK: CREATING BEAUTIFUL BLACK & WHITE PHOTOS 🌟 📷**Instructor:** Stephen Buchmann**Dates:** Fri & Sat | 10 – 4pm | Nov 10 & 11**Page 24**

CREATIVE TRAVEL PHOTOGRAPHY 📷 📅**Instructor:** Robert Renfrow**Dates:** Sunday 10 – 4pm | Nov 12**Page 25**

NATURE JOURNALING: FOCUS ON AGAVE 🌟**Instructor:** Catherine Nash**Dates:** Friday | 10-4pm | Nov 17**Page 25**

FLIGHT SCHOOL: PHOTOGRAPHING BIRDS IN FLIGHT ☆ 📷**Instructor:** Sharon Schafer**Dates:** Fri, Sat & Sun | 9 – 3pm | Nov 17, 18 & 19**Page 25**

SILK PAINTING: YES YOU CAN! 📅**Instructor:** Holly Swangstu**Dates:** Sat & Sun | 9 – 3pm | Nov 18 & 19**Page 25**

PHOTO ADVENTURE: SECRETS OF THE MUSEUM 📷**Instructor:** Jay Pierstorff**Dates:** Fri 9 – 3pm, Sat 7:30 – 11:30am | Dec 1 & 2**Page 26**

SILK PAINTING ADVANCED TECHNIQUES 🌸

Instructor: Holly Swangstu

Dates: Friday | 9 - 3pm | Dec 1

Page 26

FOCUS ON GEOLOGY: DRAWING ROCKS & MINERALS 📅 - *Certificate Elective*

Instructor: Catherine Nash

Dates: Sat & Sun | 10 - 4pm | Dec 2 & 3

Page 26

PHOTOSHOP ELEMENTS 15 QUICKSTART 📺 📅

Instructor: Robert Renfrow

Dates: Sunday | 10 - 4pm | Dec 3

Page 26

BEHIND THE SCENES PHOTOWALK 📷

Instructor: Jay Pierstorff

Dates: Fri 10 - 4pm, Sat 7:30 - 11:30am | Dec 8 & 9

Page 26

QUICK DRAW: PEN, PENCIL, INK & WATERCOLOR - *Certificate Elective*

Instructor: Rick Wheeler

Dates: Fri, Sat & Sun | 10 - 4pm | Dec 8, 9 & 10

Page 27

PRO TIPS & TRICKS: WRITING ARTIST STATEMENTS & BIOS 📅 - *Certificate Elective*

Instructor: Susan Morris

Dates: Sunday | 9 - 3pm | Dec 10

Page 27

MATTING & FRAMING YOUR ART WITHOUT DEPLETING YOUR WALLET - *Certificate Elective*

Instructor: Janie Gildow

Dates: Friday | 9 - 3pm | Dec 15

Page 27

SCANNING MAGIC: A DIFFERENT APPROACH TO DIGITAL PHOTOGRAPHY 🌸 📷

Instructor: Steve Buchmann

Dates: Fri 10 - 4pm, Sat 7:30 - 11:30am | Dec 15 & 16

Page 27

"The Art Institute is a phenomenal place."



"I had a wonderful time and hope to be back for another class soon"

CLASS DESCRIPTIONS

Listed in chronological order by start date

SUMMER SESSION I (MAY 16 – JUNE 25)

ON THE GO WITH WATER-SOLUBLE PENCILS - *Certificate Elective*

Instructor: Janie Gildow

Prerequisite: None

Fee: \$90 museum members/\$140 nonmembers

Dates: Tuesdays | 9 - noon | May 16, 23, 30

Water-soluble pencils are terrific for fast outdoor and travel sketching, so plan to get acquainted with quick and easy techniques that are perfect for when you are on the move. Put dry color exactly where you want it, then just add water to create beautiful effects that are easy, fast, and fun—and will definitely enhance your sketches! This class is great for the novice—as well as for the more experienced artist who wants to just relax and spend time honing those drawing skills—with the added bonus of easy and effortless watercolor effects. You don't have to be an experienced watercolor artist to get prime results!

SMALL-SCALE SKETCHING FOR BEGINNERS - *Certificate Elective*

Instructor: Janie Gildow

Prerequisite: None

Fee: \$90 museum members/\$140 nonmembers

Dates: Wednesdays | 9 - noon | May 17, 24, 31

How many times have you said, "I wish I had time to just experiment and draw?" You'll never have a better opportunity than this one! No big sketchbook, just a very small one—with very small pages—easy to fill up and not intimidating at all! Add color, try some quick sketches, experiment, draw what you see—and even what you don't see—you decide. Most of all, just have fun! Take advantage of the Desert Museum's "uniqueness" and record anything that piques your interest or receive unique prompts and assignments from an expert. And the best part? This is your very personal chronicle. And it's all yours to treasure and keep to yourself—or to share. It's your choice!

PENCIL I

Instructor: Rick Wheeler

Prerequisite: None

Fee: \$150 museum members/\$200 nonmembers

Dates: Thursdays | 9 - noon | May 18, 25, June 1, 8, 15

A class primarily for beginners, but also for painters who have always wanted to learn the basics of pencil drawing to improve their painting skills (good drawing is fundamental to good painting). The class will focus on how to create the illusion of 3-dimensional space on a 2-dimensional surface. Using specimens from the Desert Museum collection, you will explore the behavior of light as it hits a 3-dimensional object. With careful observance, you'll look for highlights, soft turning edges vs. hard edges, cast shadows, and reflected light. Other subjects you will explore are perspective, both linear and atmospheric. Learn how these drawing techniques can be effectively rendered with simple pencil and paper. Instructor will provide demos throughout.

ACRYLIC STILL LIFE - *Certificate Elective*

Instructor: Rick Wheeler

Prerequisite: None

Fee: \$150 museum members/\$200 nonmembers

Dates: Thursdays | 1 - 4pm | May 18, 25, June 1, 8, 15

Using specimens from the extensive Desert Museum collection, you will set up a series of still lifes from which to paint. Learn the basics of mixing acrylic to achieve the colors you want, as well as mixing it with various mediums to enhance transparency, opacity, or texture. This class will also cover painting fundamentals such as composition, blocking in, wet-into-wet, glazing, impasto, blending, varnishing, as well as quick and easy techniques on how to move, delete, or rearrange elements in your painting. Instructor will provide demos and individualized attention.

WATERCOLORS: WET N' WILD - *Certificate Elective*

Instructor: Susan Morris

Prerequisite: None

Fee: \$105 museum members/\$155 nonmembers

Dates: Friday & Saturday | 9 - 3pm | May 19 & 20

Summers are very hot around here and there's no better way to cool off than to get wet, unless it's relax in a nice, air-conditioned building and play in watercolor! This class will introduce you to a lot of new techniques and creative materials and products in the watercolor world that let you really cut loose and play with this fascinating medium. Give up total control, get a little abstract, add texture and variety and a spark of interest to your watercolor paintings as you let the watercolor surprise you and help you create art with a greater expression and impact. Weekly demonstrations, a little color theory, some composition and design, and friendly feedback will help guide you to a nice finished piece.



SONORAN PHOTO ADVENTURE 📷

Instructor: Jay Pierstorff

Prerequisite: None

Fee: \$145 museum members/\$195 nonmembers

Dates: Fri & Sat | 8 – 1:30pm | May 26 & 27

A class for photography enthusiasts of all skill levels with any type of camera.

Bring your camera and join instructor Jay Pierstorff on this unique, fun and amazing photo adventure!

You will learn about close-up photography, time exposures, filters, reflectors and studio lighting while photographing many of the plants, minerals and animals of the Sonoran Desert. Go behind the scenes to visit the museum's Mineral Vault and sneak a peek at

the extensive collection that is too massive to display. You will also photograph rattlesnakes, a Gila monster and other small animals while learning about studio lighting. Learn pro techniques to make your pictures look more professional. This class will show you simple and powerful techniques for creating great images of the Sonoran Desert plants and flowers that populate our warmest time of the year.

Because of the limited studio equipment attendance is limited to 10 students. Hurry to sign up, this class will sell out quickly. Mailed registrations cannot be guaranteed for this class.

CREATIVE SILK PAINTING IN THE DESERT 📅

Instructor: Holly Swangstu

Fee: \$145 museum members/\$195 nonmember

Prerequisite: None

Dates: Sat & Sun | 9 – 3pm | June 3 & 4

Introduce yourself to the exciting art of silk painting in this 2-day workshop held on the beautiful grounds of the Desert Museum. You will learn about professional silk dyes, how to mix, apply and set the dye using two age old techniques: The Arashi Shibori technique where you wrap the fabric on a pole to create a design, and the Serti method where you paint directly on stretched fabric to create more intricate paintings. The instructor will personalize both methods to meet the needs of each student, making the studio time fun and challenging for someone who desires instant gratification and for the person who prefers a more detailed project. Come join Holly who has taught silk painting for all ages and levels for over 20 years. All supplies included in the fee for 2 silk scarves. Additional scarf blanks will be available for purchase during the workshop.

CONSIDERING CACTI: JUST FOR YOU! 🌵 ⭐ 📅 - Certificate Elective

Instructor: Sharon Schafer

Fee: \$145 museum members/\$195 nonmember

Prerequisite: None

Dates: Sat & Sun | 9 – 3pm | June 10 & 11

This laid back class is created for the beginner. Led by an expert nature artist, you will explore the many extraordinary forms of cactus in the desert southwest and gain a greater appreciation for their iconic beauty. You will become more familiar with the amazing diversity, adaptations, and life history of cactus while putting together an informal botanical scrapbook to illustrate your discoveries using a variety of techniques, including sketching, watercolor paintings, and the written word. A portion of the time will be spent on the museum grounds, visually and verbally recording what you see and learn.

MIXED MEDIA ANIMAL ILLUSTRATION BOOTCAMP 🌵 - Certificate Elective

Instructor: Rick Wheeler

Fee: \$150 museum members/\$200 nonmembers

Prerequisite: Some drawing experience is helpful

Dates: Fri, Sat & Sun 10 – 4pm | June 23, 24 & 25

Explore the joy of mixed media with a focus on animals. Work with water soluble colored pencils, water soluble graphite, pen & ink, colored inks, pencil, and traditional transparent watercolor, and more, to create a finished piece by the end of the workshop. The instructor will share ideas on how to use mixed media to create new backgrounds and textures. Some mixed media supplies and papers are included in this workshop.

"I enjoyed the experience very much! I have never taken an art class and this one was a great introduction to creating art from nature."

TASTE OF PEN & INK  – Certificate Elective**Instructor:** Janie Gildow**Fee:** \$90 museum members/\$140 nonmembers**Prerequisite:** None**Dates:** Tuesdays | 9 - noon | Aug 1, 8, 15


Get started with pen and ink. Learn the basic strokes that will assure your success in this medium. It's definitely not like working with graphite! Changes in pressure won't work here. You'll concentrate on the three major strokes the pen can deliver: stippling, crosshatch, cross contour—and combine them into areas of pattern and value. Learn how to recreate the effects of light and shadow on texture, form and surfaces, and how to develop value and contrast. Once you learn these easy strokes you'll be ready to tackle any subject in pen and ink.

COLOR - INSIDE THE LINES!  – Certificate Elective**Instructor:** Janie Gildow**Fee:** \$90 museum members/\$140 nonmembers**Prerequisite:** None**Dates:** Tuesdays | 1 - 4pm | Aug 1, 8, 15

Learn how to color inside the lines—and then do more than that! Led by a colored pencil expert and attentive instructor, discover your “inner” artist as you develop masterful, saturated, and elegant color. Bring your own coloring book with subjects that inspire you. Learn how to combine, blend, and mix colors for outstanding results. You won't believe it's colored pencil!

SCRATCHBOARD FOR THE ULTIMATE BEGINNER  – Certificate Elective**Instructor:** Janie Gildow**Fee:** \$90 museum members/\$140 nonmembers**Prerequisite:** None**Dates:** Wednesdays | 9 - noon | Aug 2, 9, 16

Say hello to scratchboard! If you've never experienced it before, let this class introduce you to it. Get familiar with the smooth inky-black surface in a fun and supportive environment. Play with the tools and the strokes they make (white marks on the dark surface). You'll be able to experiment and get a taste of this unique medium before you jump into a 5-week class. Try it—and see if you like it!

**DRAWING THE DESERT ON STONE TILE WITH COLORED PENCIL** – Certificate Elective**Instructor:** Janie Gildow**Prerequisite:** None**Fee:** \$90 museum members/\$140 nonmembers**Dates:** Wednesdays | 1 - 4pm | Aug 2, 9, 16

Try something new! Apply colored pencil to a very unique surface: stone. Using a very special process, the surface of any stone or tile can be prepared to accept the wax-based colored pencil. With the desert of the Southwest as your inspiration, choose your subject and capture it in full color on stone. Detail and color building are easy and fun and will be demonstrated step by step. Be prepared: your completed images will be unique and

outstanding. Light-colored 6"x6" stone tiles will be available for purchase on the first day of the workshop—or bring your own light-colored ceramic or stone tile (6"x6" or 12"x12").

INTRO TO ADOBE LIGHTROOM 6/CC  **Instructor:** Jay Pierstorff**Fee:** \$60 museum members / \$110 nonmembers**Prerequisite:** None**Dates:** Saturday | 10 - 4pm | Aug 5

Want to add Adobe Lightroom's powerful cataloging and photo editing tools to your skillset? Join pro photographer and educator Jay Pierstorff for this one day, lecture style class on Adobe Lightroom. We will start from the basics and learn Lightroom's most useful photo editing tools. You don't need to bring a laptop, just sit back and watch as Jay demonstrates how to get the most from this program on the big screen. Take notes, ask questions, and learn what makes Lightroom one of the most powerful photographers' tools! Students receive a USB flash drive with video lessons to view on your home computer. Easy to do and easy to repeat any time as a refresher. This class is perfect for people who are new to Lightroom, but already use a computer, either Windows or Mac. Covers Adobe Lightroom Versions 6/CC. (Older program versions may have different tool layouts and may be missing features/capabilities of the newer ones.) You can download free trial versions at Adobe.com

SONORAN PHOTO ADVENTURE 📷 📅**Instructor:** Jay Pierstorff**Fee:** \$145 museum members/\$195 nonmembers**Prerequisite:** None**Dates:** Fri & Sat | 8 – 1:30pm | Aug 11 & 12

A class for photography enthusiasts of all skill levels with any type of camera.

Bring your camera and join instructor Jay Pierstorff on this unique, fun and amazing photo adventure! You will learn about close-up photography, time exposures, filters, reflectors and studio lighting while photographing many of the plants, minerals and animals of the Sonoran Desert. Go behind the scenes to visit the museum's Mineral Vault and sneak a peek at the extensive collection that is too massive to display. You will also photograph rattlesnakes, a Gila monster and other small animals while learning about studio lighting. Learn about reflectors and pro techniques to make your pictures look more professional. This class will show you simple and powerful techniques for creating great images of the Sonoran Desert plants and flowers that populate our warmest time of the year.

Because of the limited studio equipment, attendance is limited to 10 students. Hurry to sign up. This class will sell out quickly. Mailed registrations cannot be guaranteed for this class.

BEAUTIFUL BUGS ART EXPLORATION 🐛 – *Certificate Elective***Instructor:** Rachel Ivanyi**Fee:** \$95 museum members/\$145 nonmembers**Prerequisite:** None - for all skill levels & any medium**Dates:** Thursdays | 9 – noon | Aug 17, 24, 31

Look at bugs in a new light – these creepy crawlies won't hurt you! Be inspired by real life subjects- living and non-living specimens from the extensive ASDM collection. Create your own fantasy creature, or get lost in the beauty of reality. Bring your medium of choice and let loose, have fun and get up close to discover the amazing details, variety of structures, color and pattern of insects. The instructor will teach and challenge you to cross the boundary from casual observation into a world of fantastic shapes and endless patterns, and help you determine and develop your project of choice. Expand your view of these beautiful animals by taking a closer look while you hone your design, sketching, drawing, or painting skills.

MIXED MEDIA COLLAGE: INTERPRETING THE DESERT 📅 – *Certificate Elective***Instructor:** Catherine Nash**Fee:** \$120 museum members/\$170 nonmembers**Prerequisite:** None**Dates:** Sat & Sun 10 - 4pm | Aug 19 & 20

Beginning and Intermediate, expanded focus!

In this two day, fun workshop, we'll be inspired by a beautiful view of the Tucson Mountains and hillsides of saguaros while keeping warm inside the Art Institute - panoramic windows for a panoramic landscape collage! In playful and expressive improvisation, interpret our unique desert landscape with experimental combinations of a wide variety of both wet and dry color media on a variety of papers. We will have a new focus on "color mixing" by layering translucent colors of thin Oriental papers, so even if you've taken the class before, you'll learn something new! Previous collage and plein air participants and new students alike are all welcome! Some supplies are included for this workshop.



Robert Renfrow

PHOTOSHOP ELEMENTS 14 QUICKSTART 📷 📅**Instructor:** Robert Renfrow**Prerequisite:** None**Fee:** \$55 museum members/\$105 nonmembers**Dates:** Sunday | 10 - 4pm | Aug 20

This simplified, beginner-friendly class is designed to get you off to a solid start with Adobe Photoshop Elements. We will concentrate on the most important Photoshop tools you need to know about in order to quickly improve your photographs. Learn just eight simple steps for making fundamental image corrections, and properly prepare your photographs for emailing or printing. You will find out how to "rescue" a bad shot, set the resolution of an image, remove color tints and red eye, fix blemishes, improve

photos that are too dark or too light and find out how to make your photos really "pop." Bring your laptop and follow along, or watch the projected demonstrations, take notes, and use the handouts back at home on your computer. Photoshop Elements version 12 or newer.

MAKING MEMORIES: TRAVEL SIZE SKETCHING - *Certificate Elective***Instructor:** Catherine Nash**Prerequisite:** None**Fee:** \$55 museum members/\$105 nonmembers**Dates:** Wednesday | 9 - 3pm | Aug 23

Learn how wonderful the experience of working from nature can be as we learn to capture quick dynamic studies of nature with fresh and brilliant results, from the comfort of an air-conditioned classroom with desert views. Develop drawing and watercolor skills by learning techniques that enable us to capture and translate the beauty of nature onto paper - with line, shape, value and color. Find inspiration in the dramatic light and hues of our verdant desert landscape! The instructor will offer a variety of ideas and provide personalized instruction throughout the workshop.

SAVING YOUR WATERCOLOR FROM THE RECYCLE BIN - *Certificate Elective***Instructor:** Susan Morris**Prerequisite:** None**Fee:** \$105 museum members/\$155 nonmembers**Dates:** Friday & Saturday | 9 - 3pm | Sept 15 & 16

We all feel good about recycling these days, but not when it is a failed watercolor painting that was beyond hope. This class will focus on the many things that can be done to "SAVE" your failed paintings, and the techniques to do it! Bring in your work that never made it to a place where you were pleased, and let the friendly instructor use it as an example for the class on several techniques and tricks that can save your watercolor from going into the recycle bin. No challenge is too great, and no painting is too far gone!

FALL SESSION I (OCTOBER 2 - NOVEMBER 5)**COLORED PENCIL & WATERCOLOR: THE NEXT STEP**  - *Certificate Elective***Instructor:** Janie Gildow**Prerequisite:** Colored Pencil I or equivalent**Fee:** \$160 museum members/\$210 nonmembers**Dates:** Mondays | 9 - noon | Oct 2, 9, 16, 23, 30

You're familiar with the colored pencil. Take a fun next step and learn how to combine colored pencil with another medium. Pair the brilliance of watercolor with the control and detail of colored pencil as you achieve results not possible with either medium alone. Employ watercolor as a means to an end--not the end itself. You don't have to have any experience at all with watercolor—you'll still get great results. This creative approach will present new avenues of exploration and discovery to you!

COLORED PENCIL I **Instructor:** Janie Gildow**Prerequisite:** None**Fee:** \$160 museum members/\$210 nonmembers**Dates:** Mondays | 1 - 4pm | Oct 2, 9, 16, 23, 30

Get started the right way! Learn how to use colored pencils from the ground up with an in-depth knowledge of the basics. Learn over five weeks with plenty of practice time in between. Get acquainted with your pencils, learn different methods of application, explore color, and experience the unique effects that only colored pencil can create. Experiment with all the tools, equipment, materials, tricks and techniques. Easy exercises, helpful handouts, great examples and demos, along with unique visual presentations will provide you with knowledge, confidence and skill.

WATERCOLOR I: START WITH A SPLASH **Instructor:** Rachel Ivanyi**Prerequisite:** None**Fee:** \$160 museum members/\$210 nonmembers**Dates:** Tuesdays 9 - noon | Oct 3, 10, 17, 24, 31

What is your favorite nature subject? Insects? Lizards? Agaves? Birds? All of the above? Learn fundamental watercolor techniques while focusing on the subjects that you are interested in. A variety of live plant and animal subjects as well as items from the Desert Museum's natural history collection will be available each week for your inspiration and reference. You will have the option to focus on whatever individual organisms or group you like. Instructor Rachel Ivanyi will provide plenty of personal attention plus handouts and demonstrations to help you progress with confidence. This class is a great way to gain experience in beginner watercolor techniques, with nature as your inspiration.

"Keep offering interesting and challenging classes. Thank you! The Art Institute is doing a great job!"



ANIMAL SKETCHING –A MUST FOR NATURE ARTISTS

– Certificate Elective

Instructor: Catherine Nash

Prerequisite: None

Fee: \$170 museum members/\$220 nonmembers

Dates: Tuesdays | 9 - noon | Oct 3, 10, 17, 24, 31

If you've hesitated to take live animal drawing because the notion of a moving subject seems daunting, then this is the workshop for you. You are right, they may not sit still! Catherine Nash will guide you in learning how to observe, memorize and then effectively sketch the basic shapes

and structures that will lead to a greater understanding of animal form. Experience the wonder of studying these animals up close and in plein air as we learn about their biology from the very capable ASDM handlers, and traverse the Museum grounds. Become versed in noting behaviors, and observe gestures and attitudes of movement, while learning to interpret the subject with a fluidity of mark making. You'll learn how inspiring it is to work from life!

DESIGNING FOR SUCCESS 🎓 – Fulfills the Composition Certificate Requirement

Instructor: Susan Morris

Prerequisite: None

Fee: \$160 museum members/\$210 nonmembers

Dates: Tuesdays | 1 - 4pm | Oct 3, 10, 17, 24, 31

“This class should be required first. It would save lots of future frustration.” – Art Institute Student

Amplify your ability to plan your next painting or photograph so your work stands out from the crowd. Enjoy this opportunity to unlock the mystery of composition in fine art. Indulge your artist's eye as you enjoy instructor presentations with images of well-known paintings. Diagram fine art and become familiar with various parts that make up the whole. Acquire the tools to enhance your own artistic expression. Class exercises will encourage you to analyze line, shape, value, color and structure. It can be fun to diagram paintings and empowering to know how to plan your next piece.

PENCIL I 🎓

Instructor: Catherine Nash

Prerequisite: None

Fee: \$160 museum members/\$210 nonmembers

Dates: Wednesdays | 9 - noon | Oct 4, 11, 18, 25, Nov 1

Begin your adventure in the Nature Art Certificate Program with this first class in the series. Come just for the fun of drawing. Take this opportunity to study with a skilled instructor who will point the way to new creative endeavors. Start with helpful discussions about line, shape and form. Follow up with instructor demonstrations and finish with plenty of exercises to give you a solid foundation in drawing with graphite pencil. Artifacts from the Desert Museum collection will keep you intrigued and focused on the beginning steps of drawing.

INTRO TO PHOTOSHOP ELEMENTS 15: TODAY'S DIGITAL DARKROOM 📷

Instructor: Robert Renfrow

Prerequisite: None

Fee: \$160 museum members/\$210 nonmembers

Dates: Wednesdays | 9 - noon | Oct 4, 11, 18, 25, Nov 1

Whether you are a photographer using a digital camera, or a painter who takes digital photos for reference or for documenting your paintings, knowing what to do with your digital images after taking the shot is essential. Learn to use Adobe Photoshop Elements 15– a low cost yet powerful tool for basic digital image processing. Beginners will learn easy ways to correctly size images for either printing or emailing, remove color tints, use layers, select parts of one image to add to another (great for making reference photos to paint from), retouch, get rid of red eye, add text and find out how to “rescue” a poorly exposed photograph. Wish you hadn't taken the family reunion photograph with that telephone pole sticking out of the top of your kid's head? It's an easy fix in Photoshop! If you are ready to take the next step with your digital photographs, this “beginner-friendly” class is for you.

ripples & REFLECTIONS: DRAW WATER WITH COLORED PENCIL 🌊 – Certificate Elective

Instructor: Janie Gildow

Prerequisite: Colored Pencil I or equivalent

Fee: \$160 museum members/\$210 nonmembers

Dates: Wednesdays | 1 - 4pm | Oct 4, 11, 18, 25, Nov 1

Learn to draw water by reproducing it and its effects. Begin with simple drops of water, graduate to water held captive, then on to water in the wild: still water, ripples and reflections, and water in a hurry (rapids, eddies and falling water). Colored pencil makes it easy and detail-controllable. Observe, identify, and then master the skills to reproduce the characteristics of each kind of water. This class is a wonderful opportunity to focus in on a theme while honing colored pencil techniques.

BIG BUGS & BUTTERFLIES IN PEN & INK AND WATERCOLOR - *Certificate Elective***Instructor:** Susan Morris**Fee:** \$160 museum members/\$210 nonmembers**Prerequisite:** Pen & Ink I, Watercolor I or equivalent**Dates:** Thursdays | 9 - noon | Oct 5, 12, 19, 26, Nov 2

Get stunning results as you put the two top illustration mediums of Pen & Ink and Watercolor together. Take advantage of the simplistic and clean look of pen & ink, but with the pop of color that watercolor can give it. Work from amazing specimens housed at the museum, scan through books for your favorite reference from our library, or work from your own images of these breathtaking subjects. Enjoy individualized instruction by a master watercolorist. Previous experience with pen & ink and watercolor is required.

NATURE JOURNALING: GETTING CONNECTED 🌻 - *Certificate Elective***Instructor:** Susan Morris**Fee:** \$160 museum members/\$210 nonmembers**Prerequisite:** None**Dates:** Thursdays | - 4pm | Oct 5, 12, 19, 26, Nov 2

By far, one of the most time-honored activities; learn where science and art meet by recording the natural world around you. Learn how to see things differently as you render them in your journal and record your feelings about them. Truly make it a part of you and burn it into your memory in a much different way than photos can. Make it personal, use your own voice, and flaunt your creative style as you create a record of your travels both outward and inward.

SONORAN DESERT BIRDS - *Certificate Elective***Instructor:** Linda Feltner**Fee:** \$170 museum members/\$220 nonmembers**Prerequisite:** Pencil I or equivalent**Dates:** Fri, Sat & Sun | 9 - 3pm | Oct 13, 14 & 15

Successful nature illustration begins with a good foundation, so this class will begin with anatomy basics of Sonoran Desert bird species. Physical characteristics show you not only form, but also indicate the function of many distinguishing forms and gestures. You'll compare types of birds, their color and physical adaptations that allow them to survive and flourish in their habitat. Enjoy studying from the Desert Museum collection, and get close and personal with live birds from the Desert Museum that will visit the classroom. Sketches, drawings and paintings combine to provide evidence of your journey to a deeper understanding of these poetic creatures.



ZENTANGLE ON DESERT GOURDS 🌻 📅 - *Certificate Elective***Instructor:** Gale Sherman**Prerequisite:** Some experience drawing zentangle patterns on paper**Fee:** \$125 museum members/\$175 nonmembers**Dates:** Sat & Sun | 9 - 3pm | Oct 14 & 15

The popular Zentangle Method® is often done on surfaces other than paper. Tan gourds (locally grown) are an exciting surface for drawing "tangles" (patterns) in black, brown, red, and white inks. Participants will learn about selecting and preparing gourds as well as techniques for working on their surface. After planning projects in your sketchbook, you will work directly on gourds with ink. All methods taught by an expert certified Zentangle® instructor. The gourds and some other supplies are included in this class fee.

ADVANCED TECHNIQUES IN SCRATCHBOARD - *Certificate Elective***Instructor:** Cathy Sheeter**Fee:** \$200 museum members/\$250 nonmembers**Prerequisite:** Scratchboard I or equivalent**Dates:** Fri., Sat. & Sun. | 10 - 4pm | Oct 20, 21 & 22

Learn how to create amazing and dramatic artwork in the versatile medium of scratchboard art with a master scratchboard artist. The class will cover the basics of the medium and then progress to more advanced techniques and how to achieve different textures and values using a variety of tools and techniques. The class will also introduce how to incorporate color into scratchboard work. You will work on animal subject matter in the class, but should have the skills to tackle other subjects when you go home. This class has limited availability and will fill up fast. Call or sign up online today (mailed registrations cannot be guaranteed for this class.)

"I am super excited about the new building!"

BEHIND THE SCENES PHOTOWALK 📷**Instructor:** Jay Pierstorff**Fee:** \$150 museum members/\$200 nonmembers**Prerequisite:** None**Dates:** Fri 10 – 4pm, Sat 7:30 – 11:30am | Oct 20 & 21

This workshop is for photography enthusiasts of all skill levels no matter what kind of camera you have. Lots of opportunities to learn, take pictures, ask questions and experience the Desert Museum from the inside out. You'll spend some time in the classroom learning techniques for photographing animals, and then you'll take your camera out on the museum grounds to practice. Led by Shawnee Riplog-Peterson, ASDM Curator of Mammalogy and Ornithology, you'll visit some "behind the scenes" areas not open to the general public. In this class you will walk a mile or more each day. Join us for a unique experience that has participants returning again and again. Take some successful pictures, make new friends, and have a lot of fun! Due to limited "behind the scenes" areas this class only has room for 10 people and fills up quickly. Call or sign up online today. Mailed registrations cannot be guaranteed for this class.

EXPRESSIVE ENCOUNTERS IN THE DESERT: VISUAL JOURNALING IN NATURE 📅 - *Certificate Elective***Instructor:** Catherine Nash**Fee:** \$110 museum members/\$160 nonmembers**Prerequisite:** None**Dates:** Sat & Sun | 10 – 4pm | Oct. 21 & 22

Celebrate the unique Sonoran Desert through a series of sketching and journaling exercises as you learn how to capture intimate experiences in nature, using pen, watercolor pencils, collage and writing. Draw and paint, record questions and observations, label particular species, incorporate writing as you create multiple pages of colorful encounters with wildflowers, cacti, animals, birds and the diverse desert landscape. Nature journaling can be a playful, creative and inspiring way to develop observational abilities and record expressive and meaningful outdoor experiences. The focus in this nature journaling workshop is to relax, take a closer look, notice, wonder, and enjoy the moment while having creative fun in the desert.

POINT & SHOOT CAMERA BASICS 📷 📅**Instructor:** Robert Renfrow**Fee:** \$60 museum members/\$110 nonmembers**Prerequisite:** None**Dates:** Sunday | 10 – 4pm | Oct 22

Are you a beginner with a digital point-and-shoot camera that you would like to understand better? This informative class will help you get more out of these small but capable cameras. Learn to lock focus for asymmetrical balance, overcome backlighting with exposure lock, use exposure compensation, set white balance, and other creative techniques using the programmed shooting modes. Learn about camera Raw vs jpeg and selecting the proper resolution. This is a class designed to get you up and running with your point-and-shoot camera.

TEXTURE OF REALISM 🌞 ☆ - *Certificate Elective***Instructor:** Guy Combes**Fee:** \$200 museum members/\$250 nonmembers**Prerequisite:** Previous oil painting experience is helpful**Dates:** Fri, Sat & Sun | 9– 3pm | Oct 27, 28 & 29

In this hands-on workshop with master wildlife artist, Guy Combes, you will focus on brushwork, layering and texture to create realistic animal paintings. This class will cover the building blocks of a painting, such as perspective, composition and narrative. This workshop is highly geared toward painting textures with oil. You will have the opportunity to render fur, grass, rock, foliage, water, and sky with simple exercises and personalized guidance to achieve them successfully. Guy will provide extensive demos to show you how he achieves atmospheric perspective, and how to use contrasting textures.

THE IMPASTO APPROACH WITH ANDREW DENMAN 🌞 ☆ - *Certificate Elective***Instructor:** Andrew Denman**Fee:** \$230 museum members/\$280 nonmembers**Prerequisite:** Previous painting experience is helpful**Dates:** Fri, Sat & Sun | 9– 3pm | Oct 27, 28 & 29

Join Andrew Denman as he shares the secrets to his dramatically different approach to painting in an easy, step-by-step tutorial. Denman is known for his beautiful portrayals of wildlife in a unique style combining stylism and abstraction with strict realism. Denman's previous workshops at the Arizona-Sonora Desert Museum have focused on his realist painting techniques. This time, get ready to explore an approach to painting you will learn nowhere else. You will learn how to employ a series of thick, impasto underpaintings, cover over with many layers of gesso, and then sand down to reveal astonishing textures, patterns, and colors, which can either stand on their own, or provide brilliant underlayment for natural textures like fur, feathers, bark, rocks, and grass. Through a series of easy-to-follow exercises, you will have all the tools necessary to practice or even master this technique to create a variety of effects in any genre or subject of painting, not just wildlife. If you want to try something entirely new, this is your workshop! Some materials included for this class.

COMMANDING CAMERA COMPOSITION

Instructor: Robert Renfrow

Fee: \$60 museum members/\$110 nonmembers

Prerequisite: None

Dates: Friday | 10 – 4pm | Oct 27

Dramatically improve the composition of your photographs quickly- without getting too wrapped up in all the technical details of camera function. All levels of students and types of cameras are welcome. This class will teach you how to create a photograph instead of just taking a snapshot. See instructive examples of simple techniques such as: framing, scale, asymmetrical balance, patterns, point of view, reflections, the “rule of thirds” and much more. You will be able to practice on the grounds of the Desert Museum with hands-on guidance from your instructor. A great class for anyone- both beginners and more experienced photographers who want to make their photos look more professional.

INTRO TO ADOBE LIGHTROOM 6/CC

Instructor: Jay Pierstorff

Fee: \$60 museum members / \$110 nonmembers

Prerequisite: None

Dates: Sunday | 10 – 4pm | Oct 29

Want to add Adobe Lightroom’s powerful cataloging and photo editing tools to your skillset? Join a pro photographer and educator for this one-day, lecture-style class on Adobe Lightroom. You will start from basics and learn Lightroom’s most useful photo editing tools. You don’t need to bring a laptop, just sit back and watch as Jay demonstrates how to get the most from this program on the big screen. Take notes, ask questions, and learn what makes Lightroom one of the most powerful photographers’ tools! Participants receive a USB flash drive with video lessons to view on your home computer. Easy to do and easy to repeat any time as a refresher. This workshop is perfect for people who are new to Lightroom, but already use a computer, either Windows or Mac. Covers Adobe Lightroom Versions 6/CC. (Older program versions may have different tool layouts and may be missing features/capabilities of the newer ones.) You can download free trial versions at Adobe.com



COLOR MIXING: DESERT GREENS IN WATERCOLOR - Certificate Elective

Instructor: Catherine Nash

Prerequisite: None

Fee: \$60 museum members/\$110 nonmembers

Dates: Friday | 10 – 4pm | Nov 3

Yellow + blue = green... right? Would you like to successfully mix colors of our wonderful, but challenging greens of agave, brittle bush, globe mallow, saguaros and prickly pear? This indoor, one-day workshop is designed to help you jump that very hurdle. As you observe actual plant samples, you will learn the best ways to mix the greens unique to the Sonoran Desert landscape. There is more than one solution to achieve a similar result! Demonstrations will be given using watercolor, but you are welcome to use acrylics if that is your favorite painting medium.

INTERCHANGEABLE LENS CAMERA QUICKSTART

Instructor: Robert Renfrow

Fee: \$60 museum members/\$110 nonmembers

Prerequisite: None

Dates: Friday | 10 – 4pm | Nov 3

If you have a camera that you can take the lens off of, then you have an interchangeable lens camera! These types of cameras have unique settings not found on most “point and shoot” type cameras but they can be confusing to understand. This one-day workshop will explain which primary settings and controls are the most important to know about and how to use them. What is “depth of field” and how is it controlled? How do f-stops, shutter speeds and ISO all work together? The importance of resolution and sensor size, lenses and lot’s more will be discussed in beginner-friendly terms. Get the most out of your interchangeable lens camera by taking full advantage of its many robust features- after all, you paid for them!

BEHIND THE SCENES PHOTOWALK

Instructor: Jay Pierstorff

Fee: \$150 museum members/\$200 nonmembers

Prerequisite: None

Dates: Sat 10 – 4pm, Sun 7:30 – 11:30am | Nov 4 & 5

See page 19 for info about Behind the Scenes Photowalk

EASY PRINTMAKING: HOLIDAY TIME! 📅 - *Certificate Elective***Instructor:** Janie Gildow**Prerequisite:** None**Fee:** \$125 museum members/\$175 nonmembers**Dates:** Sat & Sun | 9 – 3pm | Nov 4 & 5

Explore a new process! In this beginning workshop, you will learn the basics of printing as you explore the world of multiple images. Create and use your own designs. Print with paper, cardboard, natural and found objects – and more. Be as inventive and imaginative as you want. Creations made in this class make great gifts, greeting cards in time for the holidays, or creative additions to your journals or other mixed media artwork. With this easy process, you'll discover new sources of expression within yourself. Plenty of demos, examples and project prompts are provided.

EXPLORING THE DESERT WITH FIELD SKETCHING 📅 - *Certificate Elective***Instructor:** Rick Wheeler**Prerequisite:** Some previous drawing experience is helpful**Fee:** \$60 museum members/\$110 nonmembers**Dates:** Sunday | 10 – 4pm | Nov 5

This is a perfect one-day workshop for the nature-drawing enthusiast. Instructor will provide plenty of demos and tips for working in the field. Mixed media will be the focus, but participants are encouraged to use your media of choice, if you have a preference. Wander the Desert Museum grounds and expand your on-location drawing skills, led by an expert plein air artist with prompts and personalized instruction. UV hats and sunscreen recommended.

FALL SESSION II (NOVEMBER 6 – DECEMBER 17)**PEN & INK: STROKES** 🏠 - *Fulfills Pen & Ink I Certificate Requirement***Instructor:** Janie Gildow**Prerequisite:** None**Fee:** \$160 museum members/\$210 nonmembers**Dates:** Mondays | 9 – noon | Nov 6, 13, 27, Dec 4, 11

*This class skips Nov 20

Get started with pen and ink in a fun and accessible atmosphere. Learn the basic strokes that will help you succeed with this versatile illustration medium. Participants will concentrate on practicing three major marks the pen can deliver: stippling, cross hatch, cross contour. Instructor leads easy-to-digest assignments and provides studio time so you can master the pen and ink language. You will practice developing value and contrast as you recreate the effects of light and shadow on textures and surfaces.

BEGINNING ACRYLIC 📅 - *Certificate Elective***Instructor:** Rick Wheeler**Prerequisite:** None**Fee:** \$160 museum members/\$210 nonmembers**Dates:** Mondays | 9 – noon | Nov 6, 13, 27, Dec 4, 11

*This class skips Nov 20

This class will introduce you to the basics of acrylic painting, including how to mix colors, choices of brushes and painting surfaces, as well as introducing you to the use of mediums that mix with acrylics to achieve a variety of painting techniques. Because they are thinned with water, acrylics are also quick-drying. Learn to use the fast-drying time to your advantage. Some of the other 'how-to' topics that will be covered are how-to start a painting, from blocking in major shapes, to tips on layering, and glazing, as well as when to use thin-transparent vs. thick-opaque paint as you develop a finished painting. Bring an 8x10" photo to work from, preferably one of your own or one you've been given permission to use. The instructor will also provide photos for participants to use, as well as demonstrations throughout.

**PEN & INK II: THE DESERT LANDSCAPE** - *Certificate Elective***Instructor:** Rick Wheeler**Prerequisite:** Pen & Ink I or equivalent**Fee:** \$160 museum members/\$210 nonmembers**Dates:** Mondays | 1 – 4pm | Nov 6, 13, 27, Dec 4, 11

*This class skips Nov 20

This class is a further exploration of the joy of outdoor sketching with pen & ink. The class will cover the use of brushed ink washes to enhance the 3-dimensional quality of a line drawing. The beautiful Sonoran Desert will be your subject matter, and you will spend time practicing in the classroom and outside on the Desert Museum grounds (plein air). The focus will be on the techniques of line drawing, stippling, and contour drawing. Learn the art of combining these techniques with ink washes to enhance the 3-dimensional quality of your work. UV hats, sunscreen, and an extra layer of clothing for possible colder weather are recommended.

COLOR MIXING FOR ARTISTS 🏠

Instructor: Susan Morris

Fee: \$165 museum members/\$215 nonmembers

Prerequisite: None

Dates: Tuesdays | 9 – noon | Nov 7, 14, 28, Dec 5, 12

*This class skips Nov 21

This hands-on experience could be one of the most helpful classes you will ever take. Take command of color and gain valuable experience, and create the broadest possible spectrum of colors from a limited few. Explore the full potential of color: basic color theory, the properties and attributes of paints, and get answers to many of your questions. Lots of exercises, discussion and demonstrations will show you how to create the depth, mood and color you really want. You will learn to familiarize yourself with the code to buying quality paints, and create a color reference, which can be used throughout your artistic career. Watercolors will be used in class; however, the principles transfer to acrylics, gouache, inks, oils, casein and egg tempera.

COMPOSITION—PURE AND SIMPLE 🏠

Instructor: Janie Gildow

Fee: \$160 museum members/\$210 nonmembers

Prerequisite:

Dates: Tuesdays | 9 – noon | Nov 7, 14, 28, Dec 5, 12

*This class skips Nov 21

Discover and experience composition in a way that feels natural and will make it part of your everyday life. Get familiar with a few basic words and some simple guidelines, and begin to make your own judgements and evaluations. Examples and class visits to the museum's art gallery give you the opportunity to learn and practice the soft critique (gentle evaluation method) and boost your confidence level. Bring your own work to class for inspiration, supportive suggestions, and encouraging guidance. Through hands-on composition exercises, time for practice, and handouts to take home, you will leave this class with greater composition competence.

FROM PHOTO TO PAINTING – Certificate Elective

Instructor: Susan Morris

Fee: \$160 museum members/\$210 nonmembers

Prerequisite: None

Dates: Tuesdays | 1 – 4pm | Nov 7, 14, 28, Dec 5, 12

*This class skips Nov 21

This course takes you through the full journey, from choosing a subject and taking the photos, to the final stroke of the artist's hand. Learn the challenges and benefits of combining photos, principles of composition, tricks to transferring that information to your ground, and how to use photographs as a tool without being dependent on them. Work through each step of the process with examples provided by the instructor. Personal attention and positive feedback are staples in this studio class.

COLORED PENCIL II 🏠

Instructor: Janie Gildow

Fee: \$160 museum members/\$210 nonmembers

Prerequisite: Colored Pencil I or equivalent

Dates: Tuesdays | 1 – 4pm | Nov 7, 14, 28, Dec 5, 12

*This class skips Nov 21

You've learned the basics: you know your pencils, are familiar with the tools and equipment, you've practiced the techniques, and found your "stroke." Now take your colored pencil work a step farther and explore the world of surfaces that accept and enhance the wax pencil. Learn all about different kinds of papers. Experience colored pencil on black, on color, Mylar, pastel paper, velour paper—and more. This class provides plenty of time to learn and practice what you've learned with expert guidance. At the end of the five weeks, you'll have the experience to take any advanced colored pencil class or workshop anywhere.

CREATE A WEBSITE: START TO FINISH

Instructor: Jay Pierstorff

Fee: \$200 museum members/\$250 nonmembers

Prerequisite: Working knowledge of your laptop & internet

Dates: Wednesdays | 9 – noon | Nov 8, 15, 29, Dec 6, 13

*This class skips Nov 22

Websites can show off your art, help you communicate with your fans, find clients and even sell your goods. Getting a website built for you can be expensive, but Jay Pierstorff is here to help! In this class, you will build your own website from start to finish without learning to program or writing a single line of code, just bring your laptop computer and get started. Learn to update your site easily and quickly; creating new sites and making changes can be easy. This class will cover domain names, hosting, photographing, creating, sourcing and adding images, email, mailing lists, ecommerce, search engine optimization, photographing your art, blogging, avoiding the most common mistakes and much more. Plenty of individual help will be provided. At the end of this class, you will have your own personal website up and running. Failure is not an option! A portable computer and basic computer skills are required.

PENCIL II 🏠**Instructor:** Catherine Nash**Fee:** \$160 museum members/\$210 nonmembers**Prerequisite:** Pencil I or equivalent**Dates:** Wednesdays | 9 – noon | Nov 8, 15, 29, Dec 6, 13

*This class skips Nov 22

Drawing a wide array of objects from the Desert Museum's extensive natural history collection can be a one-of-a-kind, fun and inspiring experience. This class is a perfect opportunity to hone your hand-to-eye coordination to draw what you see, not what you think you see. As you gain increased skills to draw with correct proportion and shape, you will also refine the expression of light on form to render deeper space. Practice skills necessary to draw varied textures by learning mark-making and blending techniques. You will explore the possibilities of graphite pencil, loosen up, and gain fluidity. All of these lessons will help you to creatively express yourself while you fine-tune the quality of your drawings.

UNKNOWN & UNEXPECTED: ADVENTURES IN ABSTRACT PAINTING 🌟 – *Certificate Elective***Instructor:** Rick Wheeler**Fee:** \$160 museum members/\$210 nonmembers**Prerequisite:** None**Dates:** Wednesdays | 1 – 4pm | Nov 8, 15, 29, Dec 6, 13

*This class skips Nov 22

This class focuses on painting materials, tools and techniques, rather than just a subject matter. This class cultivates group discussion about the validity - pro & con - of abstract and/or expressionistic painting. Acrylic will be the paint of choice. You will experiment with a variety of ways and tools to apply paint. Free yourself to let loose and try something new, without the pressure of a specific subject. You will explore the key elements of abstract painting, such as line, form, color, shape, texture, and value, all for their own sake. This class will discuss some of the work and the philosophy of the early abstract expressionists of the 1950s and their influences.

SCRATCHBOARD BASICS: TEXTURE AND VALUE 🌟 🏠 – *Fulfills Scratchboard Certificate Requirement***Instructor:** Janie Gildow**Fee:** \$160 museum members/\$210 nonmembers**Prerequisite:** None**Dates:** Wednesdays | 1 – 4pm | Nov 8, 15, 29, Dec 6, 13

*This class skips Nov 22

Insure your success with scratchboard as you concentrate on texture, and value—how to handle and use the tools: the marks they make (white marks on a black surface) and the textures and values you can develop with accumulations of those strokes. Get a firm foundation in the basics, practice rendering eyes, hair and fur and your own choice of subject.

WATERCOLOR II: COMBINING DETAILS WITH DRAMATIC WASHES 🌟 🏠**Instructor:** Rachel Ivanyi**Fee:** \$160 museum members/\$210 nonmembers**Prerequisite:** Watercolor I or equivalent**Dates:** Thursdays | 9 – noon | Nov 9, 16, 30, Dec 7, 14

*This class skips Nov 23

Take your watercolor painting to the next level. If you have worked with the basic techniques for creating washes and varying your brushstrokes this class can be the perfect next step for you. Participants will cover creating intricate detail as well as dramatic graded and variegated washes. Master nature illustrator and watercolorist Rachel Ivanyi will share her techniques for tightening up and letting loose in the same painting. A variety of live plant and animal subjects and nature objects will be available each week for inspiration and reference, or you may work from your own photos, focusing on whatever individual organism or group you prefer, with lots of personalized attention and guidance.

BACKING IT UP: BACKGROUND BASICS – *Certificate Elective***Instructor:** Susan Morris**Fee:** \$160 museum members/\$210 nonmembers**Prerequisite:** Previous experience with your chosen medium**Dates:** Thursdays | 9 – noon | Nov 9, 16, 30, Dec 7, 14

*This class skips Nov 23

Are your subjects coming along well, but the backgrounds in your work provide a challenge? Do they distract from the main subject rather than support it? This class will concentrate on some specific techniques you can do to help you succeed with backgrounds. Hard & soft edges, lost lines, pouring, washes, lifting and more will be taught along with color theory and atmospheric perspective to help your backgrounds do just that.... fade into the background. Wet and dry media welcome. Instructor will adapt the above principles to your chosen medium.

MIXED MEDIA PAINTING IN THE DESERT - *Certificate Elective***Instructor:** Catherine Nash**Prerequisite:** None**Fee:** \$160 museum members/\$210 nonmembers**Dates:** Thursdays | 1 – 4pm | Nov 9, 16, 30, Dec 7, 14

*This class skips Nov 23

Easy and rewarding! Enjoy a no-fear approach to creating your artistic vision of the desert. Mark-making is a drawing mindset that is simple and fun. It will loosen you up to draw nature in a class that honors expression. Try a variety of art media with guidance from an expert and enjoy new ways to create art. You will learn how to put together a versatile and transportable art kit to carry for working outdoors or when you travel. You will practice layering watercolors along with wax-based colored pencils, conté crayons and more in a variety of ways. Experiment with an exciting and rich array of media as you draw outside in the extraordinary desert landscape.

INTRO TO NATURE PHOTOGRAPHY: THE BASICS 📷**Instructor:** Robert Renfrow**Prerequisite:** None**Fee:** \$170 museum members/\$220 nonmembers**Dates:** Thursdays | 1 – 4pm | Nov 9, 16, 30, Dec 7, 14

*This class skips Nov 23

Taking great photographs of our southwest is both fun and rewarding but using today's complex digital cameras can be a challenge for the beginner. This introductory class will provide you with a solid foundation in the fundamentals of digital photography. Starting with an overview of camera types, equipment and accessories you will have a much firmer idea of what equipment you may- or may not need. You will receive coherent explanations of camera functions such as f/ stops, shutter speeds, light metering, setting proper resolution, file formats Raw vs Jpeg, white balance, depth of field and more. Enjoy working on location at the Desert Museum under the guidance of your instructor while practicing what you have studied in class. This is a beginner friendly class and is also very thorough. Begin taking the quality photographs you wanted to when you bought that nice digital camera.

OIL PAINTING FOR THE ULTIMATE BEGINNER ☆ - *Certificate Elective***Instructor:** Ada Koch**Prerequisite:** Drawing experience is helpful**Fee:** \$175 museum members/\$225 nonmembers**Dates:** Fri, Sat & Sun | 9 – 3pm | Nov 10, 11 & 12

Back by popular demand, this workshop is perfect for the absolute beginner or for a painter trying oils for the first time. This introduction to oil painting class covers everything you need to know to get started. In three days, Ada Koch will cover basic terminology, essential techniques, color strategies, composition and perspective. You will complete several paintings with confidence (Desert Museum themed still life and landscape) and leave with successful first oil paintings and an enthusiasm to continue painting on your own. Returning Ada Koch participants are also welcome to join and will be given time to work on more advanced projects.



THE ANSEL ADAMS LOOK: CREATING BEAUTIFUL BLACK & WHITE PHOTOS 📷**Instructor:** Stephen Buchmann**Prerequisite:** Some experience with Photoshop (or Photoshop Elements) is preferred**Fee:** \$110 museum members/\$160 nonmembers**Dates:** Fri & Sat | 10 – 4pm | Nov 10 & 11

A one of a kind, exciting two day studio experience with digital photography. In this workshop, you'll explore the best ways to convert your digital color images (jpeg or tiff files) into artful creations reminiscent of the black and white prints of Ansel Adams or Edward Weston. Part of the time will be spent exploring the Desert Museum grounds and taking photographs that you can work on in class. You may also use animal skulls, sea shells or flowers to create still lifes in the studio for dramatic images. If time permits, there may be an opportunity to make a few B&W prints on an Epson inkjet printer.

CREATIVE TRAVEL PHOTOGRAPHY 📷 📅

Instructor: Robert Renfrow
Fee: \$60 museum members/ \$110 nonmembers

Prerequisite: None
Dates: Sunday 10 – 4pm | Nov 12

Gear up for holiday vacation season with this helpful workshop. Learn simple techniques that will make your travel photographs a delight to share with your friends when you get home. Organize around a theme such as “city at night,” “small town character,” “everyday life,” “exotic images” or “classic locations” and build photo essays like an editor. Understand lighting, the rule of thirds, the decisive moment and what makes an effective and interesting photo. The instructor will discuss equipment and the pros and cons of different cameras - if you are thinking of buying a new camera, take this class first! You will go over options for storing files and sending images over the internet or uploading to the Cloud. Come back from your next trip with a creative “body of work” instead of a pile of snap shots!



NATURE JOURNALING: FOCUS ON AGAVE 🌵

Instructor: Catherine Nash
Prerequisite: None
Fee: \$60 museum members/ \$110 nonmembers
Dates: Friday | 10-4pm | Nov 17

Celebrate the opening of the Desert Museum’s Agave garden fine art style! In this new workshop you will focus on the families of agaves: learning as you draw and analyze their patterns of growth, the varied colors, leaf structures and details of each species. What animals, birds and insects depend upon agaves and yuccas? What uses have these succulents offered to humans? Discover the interdependence of life around these unique desert plants as you listen to an ASDM docent lecture and practice drawing/painting living specimens en plein aire on the museum grounds within the new Agave Garden. Pencil, pen and watercolor, mixed media.

FLIGHT SCHOOL: PHOTOGRAPHING BIRDS IN FLIGHT ✨ 📷

Instructor: Sharon Schafer
Fee: \$175 museum members/\$225 nonmembers

Prerequisite: Previous photography experience and working knowledge of your DSLR camera
Dates: Fri, Sat & Sun | 9 – 3pm | Nov 17, 18 & 19

This more advanced photography workshop will teach you about the habits and adaptations of the magnificent raptors that grace our skies. The class also provides clear instruction in the challenging art of photographing birds in flight. Emphasis will be on capturing images of birds in flight with a large portion of the class dedicated to an on-site field experience. Time is also set aside to learn the basics of properly processing images and reviewing and critiquing the final results. Participants are required to have a DSLR and at least a 300mm telephoto lens along with a good understanding of the manual control of it.

SILK PAINTING: YES YOU CAN! 📅

Instructor: Holly Swangstu
Fee: \$150 museum members/ \$200 nonmembers

Prerequisite: None
Dates: Sat & Sun | 9 – 3pm | Nov 18 & 19

Introduce yourself to the exciting art of silk painting in this 3-day workshop held on the grounds of the Desert Museum. You will learn about professional silk dyes, how to mix, apply and set the dye using two age old techniques: The Arashi Shibori technique where you wrap the fabric on a pole to create a design, and the Serti method where you paint directly on stretched fabric to create more intricate paintings. The instructor will personalize both methods to meet the needs of each unique student, making the studio time fun and challenging for someone who desires instant gratification and for the person who prefers a more detailed project. This workshop will take you through the process of creating your idea and patterns to produce professional outcomes. Come join Holly who has taught silk painting for all ages and levels for over 20 years. All supplies included in the fee for 2 silk scarves. Additional scarf blanks will be available for purchase during the workshop. This class fills quickly. Mailed registrations cannot be guaranteed for this class.

“Keep up the good work, love the Art Institute; all the staff is so helpful and supportive”

"Highly impressed with quality and curriculum offered. Very impressed with the 2 classes I have taken! Will take more!"

PHOTO ADVENTURE: SECRETS OF THE MUSEUM

Instructor: Jay Pierstorff

Prerequisite: None

Fee: \$150 museum members/\$200 nonmembers

Dates: Fri 9 - 3pm, Sat 7:30 - 11:30am | Dec 1 & 2

If you loved the original Behind the Scenes Photowalk, then this new picture taking opportunity, combined with a few old favorites, is for you. You will join professional photographer Jay Pierstorff and Desert Museum Curator of Mammalogy and Ornithology, Shawnee Riplog-Peterson, for two new days of exciting photo ops and behind the scenes secrets. This workshop is for photography enthusiasts of all skill levels, no matter what kind of camera you have. Lots of chances to learn, take pictures, ask questions and experience the Desert Museum from the inside out! Learn about gear techniques for studio images and practice photographing desert animals in a studio setting - you may get to practice with a rattlesnake, gila monster, parrot or even a skunk! You will walk a mile or more each day. Learn about animal photography coupled with an up-close experience of how things work behind the scenes. Animals may vary and are subject to availability. Due to limited "behind the scenes" areas this workshop only has room for 10 people and fills up quickly. Call or sign up online today. Mailed registrations cannot be guaranteed for this class.

SILK PAINTING ADVANCED TECHNIQUES

Instructor: Holly Swangstu

Prerequisite: Holly's silk painting class

Fee: \$75 museum members/\$125 nonmember

Dates: Friday | 9 - 3pm | Dec 1

This colorful silk painting studio workshop is designed for returning silk painting participants and individuals who have had some silk painting in the past. Instructor will provide multiple demonstrations and ideas that will help you take your silk designs to the next level. Color layering, various resist techniques and much more time to develop your personal designs will be included. Small, fine art silk paintings will be introduced along with time for complete silk scarf masterpieces. Most supplies are included. Participants will be expected to bring in resource material and ideas for projects.

FOCUS ON GEOLOGY: DRAWING ROCKS & MINERALS - Certificate Elective

Instructor: Catherine Nash

Prerequisite: None

Fee: \$110 museum members/\$160 nonmembers

Dates: Sat & Sun | 10 - 4pm | Dec 2 & 3

Explore faceted, fascinating rocks with your art! Gain expertise in depicting varied Sonoran Desert rocks. You will work with specimens both in the classroom and on the museum grounds. Explore the Earth Sciences Center and the "Life on the Rocks" canyon exhibit with pad and colored pencils in hand. Draw en plein air at the Geologic overlook - Brown Mountain's stratified rocks date to the time of the dinosaurs. A great class for geologists and artists alike, you'll learn techniques and creative shortcuts to interpret the colors, planar surfaces, textures and shapes of varied igneous, sedimentary and metamorphic rocks commonly found in our desert.

PHOTOSHOP ELEMENTS 15 QUICKSTART

Instructor: Robert Renfrow

Prerequisite: None

Fee: \$60 museum members/ \$110 nonmembers

Dates: Sunday | 10 - 4pm | Dec 3

This simplified, beginner friendly class is designed to get you off to a solid start with Adobe Photoshop Elements. You will concentrate on the most important Photoshop tools you need to know about in order to quickly improve your photographs. Learn just eight simple steps for making fundamental image corrections and properly prepare your photographs for emailing or printing. You will find out how to "rescue" a bad shot, set the resolution of an image, remove color tints and red eye, fix blemishes, improve photos that are too dark or too light and find out how to make your photos really "pop." Bring your laptop and follow along, or watch the projected demonstrations, take notes and use the handouts back at home on your computer. Photoshop Elements version 13 or newer.

BEHIND THE SCENES PHOTOWALK


Instructor: Jay Pierstorff

Prerequisite: None

Fee: \$150 museum members/\$200 nonmembers

Dates: Fri 10 - 4pm, Sat 7:30 - 11:30am | Dec 8 & 9

See page 19 for info about Behind the Scenes Photowalk


QUICK DRAW: PEN, PENCIL, INK & WATERCOLOR - Certificate Elective

Instructor: Rick Wheeler

Prerequisite: None

Fee: \$160 museum members/\$210 nonmembers

Dates: Fri, Sat & Sun | 10 - 4pm | Dec 8, 9 & 10

What is more appealing to artists and non-artists alike than a simple, portable system for jotting those quick drawings down before the “bus” leaves? Learn easy ways to draw what you see and create a memory that will last you a lifetime. Quick drawings are ideal for travel, and the addition of using inks will enhance your sketches. Yes, you can do this and have fun while you are at it. Even if you are not an artist, this class can be for you. The non-threatening atmosphere with fun exercises guarantees results. Whether you want to enhance your travel journal or just draw for pleasure, this class will revitalize your creativity and make your inner artist jump for joy.

PRO TIPS & TRICKS: WRITING ARTIST STATEMENTS & BIOS  - Certificate Elective

Instructor: Susan Morris

Prerequisite: None

Fee: \$60 museum members/\$110 nonmembers

Dates: Sunday | 9 - 3pm | Dec 10

So, you’re entering a show, or your work has been accepted into one, and now they want you to include a one page “Artist Statement”, or an “Artist’s Bio”. Holy Cow! What’s that and how do I write one? What do I say? What’s in it? This one day low stress workshop will answer all those questions and help you create these documents. Get the help you need putting into words who you are, why you see things the way you do, what you are trying to say with your art, and what you have accomplished so far. This workshop will also cover business cards and other promotional materials that help you present yourself as an artist. Don’t miss this important step in your portfolio preparation.

MATting & FRAMING YOUR ART WITHOUT DEPLETING YOUR WALLET - Certificate Elective

Instructor: Janie Gildow

Prerequisite: None

Fee: \$60 museum members/\$110 nonmembers

Dates: Friday | 9 - 3pm | Dec 15

Penetrate the framing mystique—it’s not a closed shop open only to commercial use. You can painlessly mat and frame your own work—and you’ll learn how to do it in this hands-on workshop. You’ll be amazed at how easy and affordable professionally finishing your work can be. Participants will learn how and where to buy materials and use the professional mat cutter provided to cut your own mats. You’ll receive essential information on options, techniques and supplies, and acquire plenty of other great tips in this practical and popular workshop taught by an instructor who will set you up for success and share her priceless matting and framing secrets with you.

SCANNING MAGIC: A DIFFERENT APPROACH TO DIGITAL PHOTOGRAPHY  
Instructor: Steve Buchmann

Prerequisite: Some experience with Photoshop (or Elements) is preferred.

Fee: \$110 museum members/\$160 nonmembers

Dates: Fri 10 - 4pm, Sat 7:30 - 11:30am | Dec 15 & 16

Don’t have a digital camera? No worries. This class will teach you how to turn any flatbed scanner into an amazing digital camera verging on a wide field microscope. Don’t like setting up light stands, lights and other equipment to photograph flowers or other still life subjects? This is the perfect class for you- instant gratification! The use of flatbed scanners is a unique approach to digital photography, quickly yielding beautiful soft, even lighting that cannot easily be duplicated with a camera. You will scan found natural history objects in the museum’s collections, or that you bring from home, and then adjust these images in Photoshop to ready them for printing. Please bring a USB thumb drive and get ready to have some fun. We’ll be using a high end Epson graphic arts scanner in class.

“This is a beautiful venue for art and inspiration. Classes are taught by skilled artists. They are a great value for the art student as well as the casual artist.”

2017 SUMMER/FALL INSTRUCTORS




GUY COMBES
www.guycombes.com



ANDREW DENMAN
www.andrewdenman.com



LINDA FELTNER
www.lindafeltner.com



JANIE GILDOW
www.janiegildow.com



RACHEL IVANYI
www.rachelivanyi.com



ADA KOCH
www.adakoch.com



SUSAN MORRIS
www.SusanMorrisGallery.com




CATHERINE NASH
www.catherinenash.com



JAY PIERSTORFF
www.JayPierstorff.com



ROBERT RENFROW
www.robertrenfrow.com
www.renfrowart.com



DR. JOHN P. SCHAEFER
www.johnpschaefer.com



SHARON K. SCHAEFER
www.skydancestudio.com



CATHY SHEETER
www.cathysheetter.com



GALE SHERMAN
www.loststarrart.com



HOLLY SWANGSTU
www.hollyswangstu.com



RICK WHEELER
www.rickarts.com

TO LEARN MORE ABOUT OUR INSTRUCTORS, PLEASE VISIT:

www.desertmuseum.org/arts/instructors

NATURE ART CERTIFICATE PROGRAM



Pencil II with Catherine Nash



Acrylics Mediums



In the classroom with Ned Aldrich



Painting Backgrounds in Watercolor

Discover your talent as an artist or work in the studio for fun, while you enjoy the surroundings at the Arizona-Sonora Desert Museum. The Art Institute program offers individual classes as well as a certificate of completion program in nature art. The unique backdrop of the Museum becomes your class-room while you have the option of drawing birds, mammals, insects and desert botanicals. You can also participate in a wide variety of classes and workshops including oil painting, nature journaling, mixed media and photography.

Experienced, professional artists provide individual instruction in the classroom setting located in the museum's Baldwin Education Building. Whether you sample a few classes or complete the certificate program, you will increase your appreciation and knowledge of the desert!

REQUIRED COURSES

The following courses are required if you wish to receive a Certificate of Completion in Nature Art and the recommended sequence of courses may vary per individual. If you enroll with previous experience you may schedule a portfolio appointment with the Director for the possibility of waiving core classes. Core classes waived due to proven ability may be replaced with electives. Most courses consist of exercises, critiques, demonstrations and homework assignments. A list of supplies for each course is available in the Art Institute office and will be sent with your class confirmation.

- Pencil I
- Pencil II
- Color mixing
- Composition
- Light on Form or Perspective
- Watercolor I
- Watercolor II
- Colored Pencil I
- Colored Pencil II
- Pen & Ink I
- Pen & Ink II
- Scratchboard
- Portfolio Preparation
- *certificate electives



Perspective II

ELECTIVE COURSES

Elective courses are designed to increase the participant's knowledge, ability and experience in nature art and beyond. In addition to the required courses, you must complete at least 100 hours of elective classes. Workshops and classes that count toward the Nature Art Certificate are noted as certificate elective courses in the catalog. Photography courses are not a part of the Nature Art Certificate Program at this time and are considered Non-Certificate electives.

PORTFOLIO REVIEW

Upon completion of all coursework, you will be ready for the portfolio review. Call the Art Institute Director for more information (520) 883-3082 or go online to www.desertmuseum.org/arts.

The Nature Art Program must be completed in its entirety in order to receive a Certificate. Eighty percent of a class must be attended in order to receive credit for that class. The pace of the program depends on the individual. Certificates are awarded each spring in conjunction with an annual student art exhibition.

ART INSTITUTE POLICIES & PROCEDURES

Arizona-Sonora Desert Museum Art Institute reserves the right to change its calendar, withdraw or modify a course or substitute instructors at any time. It also reserves the right to require the withdrawal of any student whose conduct is deemed detrimental to the Art Institute.

The Arizona-Sonora Desert Museum Art Institute cannot be responsible for providing make-ups or issuing refunds for sessions missed as a result of student illness, emergencies or other events beyond our control.

PAYMENT METHODS

Cash, check, money order, Visa, MasterCard, American Express and Discover. There will be a \$20 bank charge for any returned check.

TRAVEL AND LODGING

Out-of-town students will receive lodging and travel tips with their class confirmation. Please check with our office before scheduling non-refundable air line tickets.

MATERIALS

Students are responsible for providing their own art materials for most classes. A materials list will be emailed prior to the beginning of each class.

REFUND POLICY

Refunds less \$5 processing fee will be issued up to 10 business days before a class begins. No refunds shall be issued after this date.

Visiting Artists Workshops may have additional cancellation and refund requirements printed with the course descriptions.

FOUR EASY WAYS TO REGISTER

1 Online:
www.desertmuseum.org/arts

2 Phone:
(520) 883-3024

3 Mail registration form to:
Art Institute Arizona-Sonora
Desert Museum
2021 N. Kinney Road
Tucson, AZ 85743

4 In person:
Art Institute office M-F 9am-4pm

**DON'T FORGET TO LIKE US ON
FACEBOOK AND INSTAGRAM
FOR MORE UPDATES**



/desertmuseumartinstituteironwoodgallery



#desertmuseumart

REGISTRATION

Online desertmuseum.org/arts | **Phone** 520-883-3024 | **Mail** this registration form to:
Art Institute, Arizona-Sonora Desert Museum, 2021 N. Kinney Road, Tucson, AZ 85743

STUDENT INFORMATION

LAST NAME _____ FIRST NAME _____
DAYTIME PHONE _____ EVENING PHONE _____
STREET ADDRESS _____
CITY _____ STATE _____ ZIP CODE _____
EMAIL _____

ARE YOU A FIRST TIME STUDENT? YES NO

HOW DID YOU HEAR ABOUT US? _____

COURSE INFORMATION

COURSE TITLE	START DATE	TUITION
_____	_____	\$ _____
_____	_____	\$ _____
_____	_____	\$ _____

Full payment is due to complete registration. TUITION TOTAL \$ _____

DESERT MUSEUM MEMBERSHIP (optional)

Membership **MUST** be current and in your name in order to receive member tuition.

I am already a member and am entitled to the discount!

Membership # _____

Member Renewal Date _____

I would like to join now! \$ _____

<input type="checkbox"/> Individual.....\$55	<input type="checkbox"/> Turquoise.....\$175
<input type="checkbox"/> Dual.....\$80	<input type="checkbox"/> Copper.....\$300
<input type="checkbox"/> Family.....\$105	<input type="checkbox"/> Silver.....\$600
<input type="checkbox"/> Student.....\$35	<input type="checkbox"/> Gold.....\$1200

(active student ID & regular ID must be presented at every visit)

CREDIT CARD INFORMATION

CREDIT CARD NUMBER _____

EXP. DATE (MM/YY) _____ 3-DIGIT SECURITY CODE _____

BILLING NAME _____

IS YOUR BILLING ADDRESS THE SAME AS YOUR MAILING ADDRESS? YES NO

IF NO WHAT IS YOUR BILLING ADDRESS? _____

OR MAKE CHECK PAYABLE TO: ASDM-Art Institute

DOLLARS FOR CONSERVATION \$ _____

Would you like to make an optional donation to our conservation efforts at the museum? _____

TOTAL \$ _____

ARIZONA-SONORA
**DESERT
MUSEUM**

ART INSTITUTE
2021 N. Kinney Road
Tucson, AZ 85743

Non-profit
Organization
US Postage
PAID
Arizona-Sonora
Desert Museum

**VOTED BEST
ART GALLERY!**




CONSERVATION THROUGH ART EDUCATION

Whether you visit the Ironwood Art Gallery or take a class or photography workshop through the Art Institute program, the Desert Museum is the place to increase your awareness of and passion for the Sonoran Desert.

The 98-acre Desert Museum campus is a fusion experience: zoo, aquarium, botanical garden, natural history museum, and art institute, all in one incredible environment.

**MUSEUM OPEN DAILY, YEAR ROUND.
IRONWOOD ART GALLERY OPEN DAILY 10AM-4PM**



©Robert Renfrow, Artists For Conservation

EVERYTHING YOU REMEMBER...AND SO MUCH MORE.